


**ART KIT &  
IDEA BOOK**

The text 'ART KIT & IDEA BOOK' is centered in a white, bold, sans-serif font with a halftone dot pattern. It is set against a dark green background. Two stylized pink flowers with yellow centers and green leaves are positioned on either side of the text.

PROJECT BLOOM IS MADE POSSIBLE  
BY GENEROUS FUNDING FROM:








2

**Project Bloom is a multifaceted community art project designed to celebrate and understand our similarities & differences. The arts have a way of bringing us closer together and the Canton Museum of Art seeks to do this, through the collaborative power of the arts, and individual creativity. When we can come together as a whole, we can flourish as a community while growing as individuals.**

**Inspired by the exhibit, *In the Garden: Nature's Beauty from the CMA Collection*, join us as we cultivate our very own mixed-media flower garden, which will grow throughout this month long project. Included in this kit are materials to get you started!**



## WHAT'S IN THE KIT?

-  **3 4X4 CARDBOARD CIRCLES**
-  **4 PIPECLEANERS**
-  **A VARIETY OF PAPER**
-  **GLUE STICK**
-  **EMBELLISHMENTS  
(POM-POMS, FEATHERS, ETC)**

**You'll need a pair of scissors too. Feel free to use other things from around your house!**



# IDEA STATION



**Think about the things that make you different than everyone else on Earth! Has anything you've done ever helped you grow? Write those things down. Think of those things as the things that make you bloom!**

**When you have your list, start to think about ways you can represent the things that make you bloom in the flower you make! Can you draw a picture, or attach a poem?**

## READY TO MAKE YOUR FLOWER?



THESE FLOWERS ARE CURRENTLY DISPLAYED IN THE LOBBY OF THE CANTON MUSEUM OF ART! ADD YOUR FLOWER TO OUR INSTALLATION AND WATCH THIS COMMUNITY ART PROJECT FLOURISH!

## WHAT MAKES YOU BLOOM?




### GREAT! FIRST, THE RULES:

1. YOUR FLOWER MUST BE 10" OR SMALLER IN DIAMETER & PETALS & EMBELLISHMENTS SHOULD BE FIRMLY ATTACHED
2. YOUR FLOWER MUST USE THE PIPE CLEANER METHOD ON PAGE 4.
3. HAVE FUN!





# LET'S MAKE!



## 1

TAKE YOUR PIPECLEANER AND CARDBOARD CIRCLE OUT OF YOUR KIT. POKE TWO HOLES NEAR THE CENTER OF YOUR CIRCLE USING SOMETHING SHARP AROUND THE HOUSE, (THIS STEP IS BEST IF DONE BY AN ADULT) AND LOOP YOUR PIPECLEANER THROUGH.

CAN'T PICK UP A KIT BUT STILL WANT TO PARTICIPATE? CUT YOUR CIRCLE FROM A CEREAL BOX, CAKE PLATE, OR ANYTHING ELSE MADE OF CARDBOARD THAT YOU CAN FIND!



## 2

CUT YOUR PETALS OUT OF THE PAPER YOU HAVE IN YOUR KIT. YOU CAN CHOOSE ANY SHAPE YOU'D LIKE FOR YOUR PETALS. ONCE YOU HAVE YOUR PETALS CUT OUT, ROLL THEM AROUND A PEN OR PENCIL TO CREATE SHAPE AND VOLUME.

TAKE IT FURTHER!  
USE YOUR OWN ART, WRITING, OR POETRY FROM THE PROMPT ON PAGE 3 TO CUT UP FOR SOME OF YOUR PETALS!



## 3



FOLD THE SMALLER PART ON THE BOTTOM OF YOUR PETAL UP TO MAKE A TAB. USE THE GLUE STICK IN THE KIT TO PUT GLUE ON THE BACK OF THE TAB AND STICK THE PETAL TO YOUR CIRCLE. REPEAT THIS STEP ALL THE WAY AROUND UNTIL YOU HAVE 2-3 LAYERS OF PETALS AND YOU CAN BARELY SEE THE CARDBOARD UNDERNEATH.



USE THE EMBELLISHMENTS PROVIDED TO FILL ANY SPACES LEFT IN YOUR FLOWER, OR GET CREATIVE AND USE WHATEVER YOU HAVE ON HAND TO MAKE YOUR FLOWER UNIQUE TO YOU! CUT PAPER FRINGE, YARN, SEQUINS, BUTTONS, OR ANYTHING ELSE YOU CAN THINK OF WOULD BE GREAT FOR FILLING THE SPACE!

HOT GLUE, SUPERGLUE, OR A NEEDLE AND THREAD MAY WORK BEST FOR SOME EMBELLISHMENTS YOU WISH TO INCLUDE. WHILE THESE ARE NOT PROVIDED, YOU ARE WELCOME TO USE ANYTHING YOU'D LIKE THAT YOU HAVE AT HOME!

## 4



5



# GET INVOLVED!

**Project Bloom will take place virtually and at the Museum February 5th - March 5th**

ANYONE IS WELCOME TO CONTRIBUTE TO THE PROJECT BLOOM ART INSTALLATION, WHICH WILL BE INSTALLED BY VISITORS OR CMA STAFF ON THE MUSEUM LOBBY WALLS. INDIVIDUALS ARE ENCOURAGED TO BRING IN OR MAIL THEIR OWN UNIQUE FLOWER MADE OUT OF ANY LIGHT WEIGHT MATERIAL THAT CAN BE HUNG WITH A WIRE PIPE CLEANER ON A 1" GRID. IT WILL CULMINATE IN HUNDREDS, IF NOT THOUSANDS OF MIXED MEDIA FLOWERS OF ALL SHAPES, COLORS, AND SIZES CREATING A BEAUTIFUL FLORAL GARDEN DESIGN.

SEE DETAILS BELOW.

## FOLLOW US ON INSTAGRAM!

**@cmaprojectbloom**

## SHARE WHAT MAKES YOU BLOOM!

POST YOUR CREATION ALONG WITH WHAT MAKES YOU BLOOM ON FACEBOOK AND INSTAGRAM USING: **#CMAProjectBloom** AND WE'LL FEATURE YOUR WORK ON OUR SOCIAL MEDIA AS WELL AS THE PROJECT BLOOM WEBSITE!

## SUBMIT YOUR FLOWER!

**TO DROP OFF OR ATTACH YOUR FLOWER IN PERSON:**  
PLEASE SEE A PATRON SERVICES ASSOCIATE AT THE FRONT DESK.

**TO MAIL IN YOUR CREATION, PLEASE MAIL TO:**  
CANTON MUSEUM OF ART  
ATTN: PROJECT BLOOM  
1001 MARKET AVE. NORTH  
CANTON, OH 44702

**TO E-MAIL IN A SUBMISSION FOR OUR SOCIAL MEDIA, OR TO BE HUNG AS A PRINTED COPY IN OUR INSTALLATION:**  
[CMAPROJECTBLOOM@GMAIL.COM](mailto:CMAPROJECTBLOOM@GMAIL.COM)

# STAY UP TO DATE WITH PROJECT BLOOM!

[www.cantonart.org/cmaprojectbloom](http://www.cantonart.org/cmaprojectbloom)

**QUESTIONS ABOUT PROJECT BLOOM?  
WANT TO GET YOUR ORGANIZATION INVOLVED?**  
PLEASE EMAIL [ERICA@CANTONART.ORG](mailto:ERICA@CANTONART.ORG)



FOR ALL OTHER THINGS CMA:



**Canton Museum of Art**



**@cantonmuseum**

\*PLEASE NOTE: ALL FLOWERS TURNED IN FOR USE IN THE PROJECT BLOOM COMMUNITY ART PROJECT WILL BECOME PROPERTY OF THE CANTON MUSEUM OF ART, AND WILL NOT BE RETURNED TO THE MAKER AT THE END OF THE EXHIBITION. BY TURNING IN YOUR FLOWER, WRITTEN MATERIAL, OR PHOTOGRAPHS TO THE CANTON MUSEUM OF ART, YOU ARE AGREEING TO SOCIAL MEDIA AND WEB DOCUMENTATION AS WELL AS POSSIBLE PUBLICATION OF YOUR WORK, AND ANY WRITTEN MATERIAL ACCOMPANYING IT.

